

55th B-Day / 2025 DE KLEPLICHTER



Afzender:
MotorSportGroep (MSG)
Universiteit Twente
Postbus 217
7500 AE Enschede



Digital Version!

De Kleplichter

Colophon

Address

Motorsport Group University of Twente

P.O. Box 217

7500 AE Enschede

IBAN: NL92 INGB 0005 9652 22

Website: www.msg.utwente.nl

Mailing list: send an email to listserv@lists.utwente.nl with the body: SUBSCRIBE MSG-L your name

MSG app: send an email to bestuur@msg.utwente.nl

Board

Chairman:	Matipa Heyland	(+263) 785237153	voorzitter@msg.utwente.nl
Secretary:	Sterre Schrijver	+31 6 81650875	secretaris@msg.utwente.nl
Treasurer:	Stefan Milojkovic	+31 6 85782700	penningmeester@msg.utwente.nl
Hok Commissioner:	Stephan Kroon	+31 6 20227289	hoco@msg.utwente.nl
Motorsport Commissioner:	Bas de Quinze	+31 6 55920075	moco@msg.utwente.nl
Events Commissioner:	Edward de Smalen	+31 6 29191729	evco@msg.utwente.nl

Membership

Membership is open to students and staff of the University of Twente and students of Saxion University of Applied Sciences in Enschede who possess a UnionCard or CampusCard, as well as anyone else entitled to and who has purchased a UnionCard or CampusCard. In addition to the UnionCard or CampusCard, a club fee must be paid to the Student Union. At the time of writing, these costs are: €75 for a UnionCard and €35 for the club fee. Membership fees are €40 per year for students. For staff, the fee may be higher—please contact the board for details.

Those not eligible to purchase a UnionCard can become donors of the MSG, with a minimum donation of €30. A membership year runs from September through August, while a donor period runs per calendar year. From April onwards, the fees are halved, so membership €20, others might be higher. Applications must be submitted to the secretary.

Change of Address

Address changes must be reported to the secretary, preferably via email, or otherwise via P.O. Box 217, 7500 AE Enschede.

Editorial Team

Editor-in-chief:	Stephan Kroon
Secretary:	Stephan Kroon
Columnist:	Stephan Kroon
Final Editor:	Stephan Kroon
Graphic Editor:	Stephan Kroon
Graphic Editor:	Stephan Kroon
Culinary Editor:	Stephan Kroon

The editorial team can be reached at: kleplichter@msg.utwente.nl

Submissions & Disclaimers

Submissions for the Kleplichter can be emailed to: klepredactie@msg.utwente.nl as a plain text file or doc. Please provide photo files separately and indicate in the text where each photo should be inserted. The editorial team reserves the right to decline or edit submissions. Publication of an article does not necessarily imply agreement with its content by the editorial team. Nothing from this publication may be reproduced without permission from the editorial team.

Deadline for Kleplichter following this issue, is not present. Lets just say, August? Publication will be approximately after this issue, provided our motorcycles don't break down and the computer doesn't crash.

Dear Kleplicher enjoyer,

The Klep has been taken over and I am the usurper, Hok Commissioner Stephan Kroon, the best HoCo yet! (Source: Dude trust me.) As you might suspect, this edition will be in english! And as you could suggest as well, the writing style and the language might be a bit, peculiar. To do a crazy thing, you need a crazy person. So, let me cook, and provide you with this Special B-day edition of Kleplicher!

Yes you read it clearly, B-day! MSG has become 11! There might be, there might be a Lustrum edition coming this September! Or later. For this timeframe and effort this is a simple edition and a call to arms & action!

What do we need? We need you to fill in the Memberlist / Ledenlijst form! If you want to see yourself in the Klep with the bikes you have and dream bikes! (not mandatory) And we need you to send in your pieces, your achievements, your recipes, your fotos, your ideas, anything you want us to put in the Kleplicher! Additional forces in the Klep editorial / committee would be greatly appreciated too! Notify or ask someone of the Klep or mail us! klepredactie@msg.utwente.nl

As for the texts in this edition of Kleplicher, I have been asking around, but I got fed up with it and did not want to bother anymore, apologies but surely there will be something for you to enjoy. Luckily I obtained at least some texts, thanks!

About the validity of this Kleplicher, I am a board member. This could conflict with the regulations or whatever of being non-biased or to be influenced. The manual might be slightly outdated, but by claiming that the manual and thus regulations are outdated, I deem this Kleplicher validated. Objections? Sure, send them to klepredactie@msg.utwente.nl or the editorial team. Oh wait, that is me too.

Anyway, the only thing I really require is that you enjoy reading through my rambling and that the Kleplicher can be reinitiated. I have tried to assemble a team, but unfortunately the word busy is repeated a lot. Oh yeah a quick addition, this hasn't not been proofread, that's in me. But a wise man told me once: "You don't have time, you make time." And another man told me: "Je moet gewoon sneller slapen".

Am I crazy enough to make another Kleplicher? We will see, feel free to stop me by joining the Kleplicher team / committee. But remember you need at least 3 members which actually will do the job and make the Kleplicher... ...continue on. Sorry for the rambling, I will try to keep it enjoyable for me too if you do not mind, just consume the product.

Anyway, if there is enough interest for a dutch version I will look into it. This edition will not be distributed to all the members, but it will be available for pickup at the Hok. Because as of now, the budget for Kleplichter is €0, and I don't even know the prices for these Kleps! Like €1.67? €2? I'll note down €2, but it could be less, I guess?

So if you are reading this on June 3rd, Congratulations! To me! I did it! A B-day edition. A quick thanks to everyone who helped out, I appreciate it a lot and hopefully more Kleplichters are to come! Now go on, read what you want, see what you want! The index is there to guide you through if you are looking for something specific. And for all I know, this Kleplichter, this Kleplichter is reaaaaaalll.

Again apologies for the rambling and weird references, they keep me crazy in my moments of sanity. Oh, some last closing HoCo statements for Inlaatklep: "Just, keep, it, clean!" & "Use, don't abuse!" And have fun reading of course.

Memberlist / Ledenlijst sign up form for Kleplichter



If you want to be removed from the memberlist / Ledenlijst of Kleplichter, send a message to klepredactie@msg.utwente.nl.

Beware! There will be a "The Lustrum Klep Edition" in later this year! (Hopefully) If there is enough interest for a dutch version let me know! The Klep editorial can decide to publish a dutch version. This version is more like a gift for the MSG's birthday.

Index

From the Hok Commissioner.....	7
ALV Picture.....	8
Activity Promo.....	9
Puzzle.....	10
Merch.....	11
New Board + Position.....	12
Did you know?.....	15
Yuuls about the XS.....	16
The N+1 Showcase: CB 1.....	17
Recipe.....	18
Behind the Screens.....	19
Joost 'Poetsverhaal'.....	20
Recipe, another one!.....	24
Puzzle Solution.....	25
Wise Words From Above.....	26
Nice Pics.....	27
Wrenching Course.....	29
Committees.....	30
Memberlist.....	31
Agenda & Recruitment.....	32

From the HokCommissioner

Hey I'm Stephan and I'm the Hok Commissioner of the 53rd Board! Became a member in 2022 and still no A license oof. When I joined I also didn't had anything to work on. Eventually I got a Moto Guzzi Trotter, the first of the Trotter models so no suspension, no battery. But I can bicycle it like a normal bicycle, because it has working pedals! Funny noise maker, needs some love I know. Kickstart was also with the pedals, and it was automic! A normal mode, and a hill mode. Hill mode you say? What is that? Well in Italy it can be pretty steep, so this mode / gear basically makes a lot of refs real quick. The horn is also pretty funny, I can play with the tone / volume if I play with my lights, cause no battery.

But I wanted to get something more legit for on the roads so I got help from one of our members, found an AGM Caferacer and he brought me to the place. That was the moment I got to encounter shifting on a moped (schakelbrommer). Yes the seller did explain how to shift gears, but when I went around the corner it was yeah. I stalled it. Now I needed to start it and I was unable to put it in neutral. I did figure out the rolling start, so I started it and I hit the doorbell again. So he could explain it to me again..

Yea fun times, I like to be in the workshop. Unfortunately I worry too much or care too much about stuff. Unluckily I did not care to check beneath the bottom side of the swingarm. At a certain point, the part holding the rod to keep the drum brake in place rusted off, and the rod went to the ground. Together with the pulling rod, which now had a big bend into it. Luckily I just arrived at the stoplights going from the road on the backside of uni, so with the tools I had on the bike itself, I removed what I needed to still be able to drive it, and drove back with only a working front brake. I did some emergency repairs, with some metal from an old desktop case. That's a pretty good source for some sheet metal. But I already realised the swing arm was close to done for, as I could poke holes with a pen on the inside of the tubes. Yea Chinesium is not the greatest, and unfortunately (sub) frame parts are the worst to get. The rest of the parts are fine to find, that's easy Chinese webshop stuff. But for a longer story with pictures, maybe the next issue? Questions? Tired? Somebody still rambling on? Mail kleplichter@msg.utwente.nl.

Oh yea, I hockey at DHC, do things at the WOT, IDE is my study, my study is taking longer that it should. I also volleybal at Harambee, Blueshell is also a fun assosiation. Klocus and I enjoy being an active member but sometimes I just tire out. Oh yea,

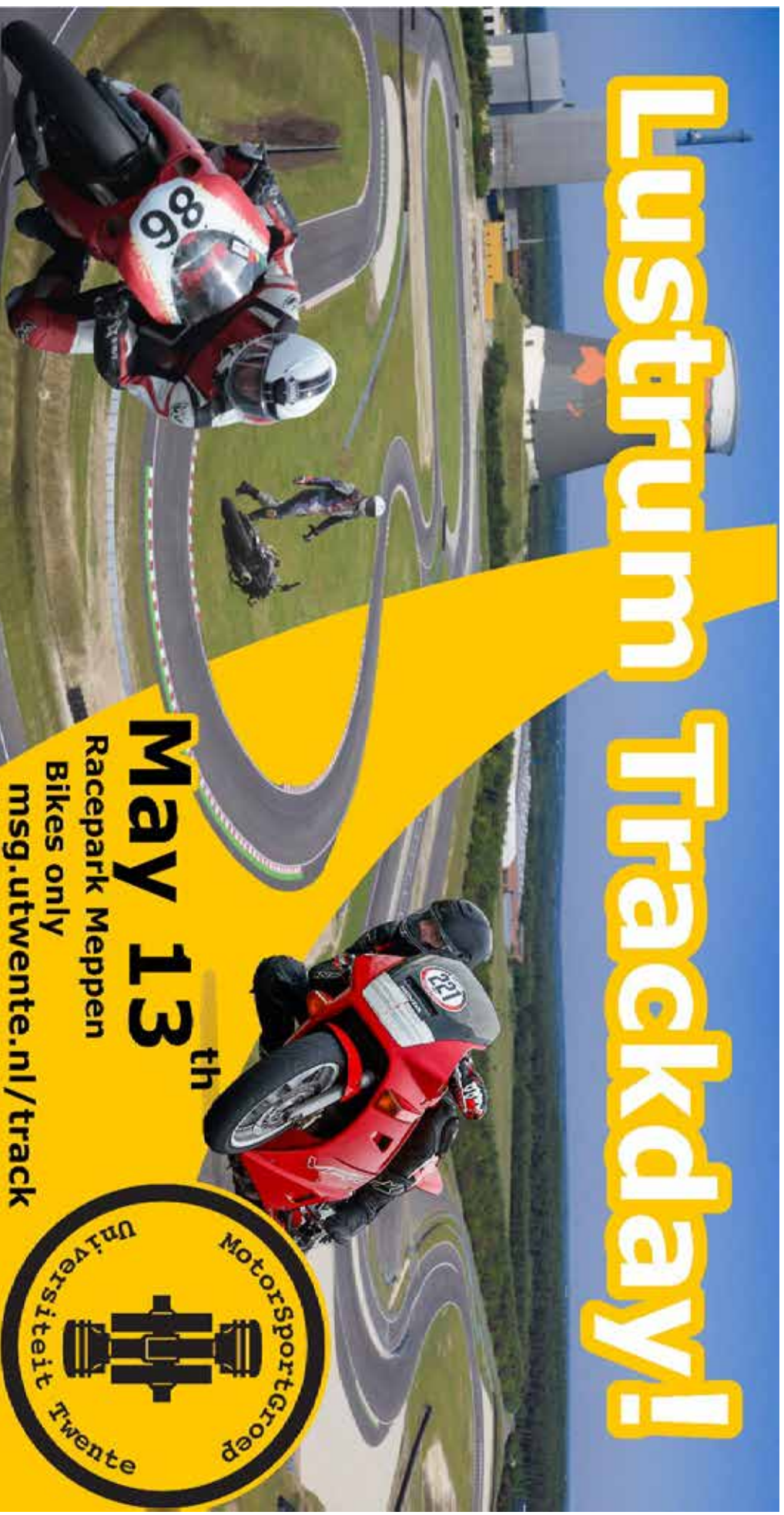
I'm also proud owner of The MSG Minibike!



ALV Picture



Activity Promo (Next year?)


A promotional poster for a trackday event. The background is a photograph of a motorcycle race track with a blue sky and a body of water in the distance. A large yellow diagonal banner runs across the center. On the left side of the banner, a motorcycle with the number 98 is shown. On the right side, a motorcycle with the number 221 is shown. Below the banner, there is a circular logo for 'MotorSportGroep Universiteit Twente' featuring a stylized motorcycle. To the left of the logo, the text 'May 13th' is written in a large, bold font, followed by 'Racepark Meppen', 'Bikes only', and the website 'msg.utwente.nl/track' in a smaller font.

Lustrum Trackday!

May 13th
Racepark Meppen
Bikes only
msg.utwente.nl/track

MotorSportGroep
Universiteit Twente

Puzzle





MSG BUFFS!

**For only
€2,98!!!**

#NewYearNewMe?

Available in The Hok!
Ask Promocom or Board for one!

Merch

New Board + Position

The 53rd MSG Board consists out of:

Chairman:	Matipa Heyland
Secretary:	Sterre Schrijver
Treasurer:	Stefan Milojkovic
Hok Commissioner:	Stephan Kroon
Motorsport Commissioner:	Bas de Quinze
Events Commissioner:	Edward de Smalen

We are all quite busy, and all of our positions are important! Some might not have written something so then there will be a summary of what they do.

Chairman

The chairman provides overall leadership and direction for the motorsport association. They are responsible for setting the club's vision, leading board meetings, and ensuring that all actions align with the club's goals and values. The chairman acts as the primary representative of the association to external parties such as the university, sponsors, or other organizations. Internally, they coordinate the efforts of the entire board, resolve disputes, and oversee all major decisions. They also ensure legal and strategic responsibilities are fulfilled.

Secretary

The secretary is responsible for the administration and communication within the association. This includes maintaining meeting minutes, managing internal documentation, organizing general meetings, and handling membership records. The secretary often manages incoming and outgoing correspondence, including email, and serves as the point of contact for members. They ensure the smooth flow of information within the club and help organize and document board decisions.

From the Secretary:

What It's Like Being Secretary at the Motorsport Group

Being the secretary of the Motorsport Group is about giving new members a warm welcome and helping them get settled in—making sure their membership is set up and they feel right at home.

The role also includes joining the board meetings, which are more than just serious talk. They're often relaxed evenings with good food, laughs, and great company. It's a nice mix of being organized and social—perfect for someone who likes to be involved, meet new people, and help keep the group on track.

If you enjoy being part of a team and like the idea of supporting a fun, passionate motorsport community, this might just be your thing!

Treasurer

The treasurer manages the financial matters of the association. This includes creating budgets, tracking income and expenses, and preparing financial reports for the board and members. The treasurer is also responsible for handling membership fees, payments for events or purchases, and ensuring the club remains financially healthy. They may also apply for subsidies or funding and ensure compliance with financial regulations or university requirements.

Hok Commissioner

The Hok Commissioner is responsible for managing and maintaining the workshop, known as the “Hok.” This includes organizing tools, keeping the space clean and safe, managing access, and ensuring all workshop-related equipment is functional. They may also oversee safety protocols, help coordinate maintenance work, and assist members in using the space effectively. The Hok Commissioner is key to keeping the technical heart of the club running.

From the HoCo:

Being HoCo is pretty cool, but at the moment I am a bit tired. But it's great, definitely worth it. It's not even too busy, I just take a big load on me. You have a committee supporting you, you can delegate tasks to them. Not to put your work on them, but more to say that you are not alone. And you have your other boardmembers of course. <3

Motorsport Commissioner

The Motorsport Commissioner oversees all motorsport-related activities within the club. This includes organizing training sessions, practice days, and coordinating participation in races or trials. They advise members on how to obtain licenses, ensure safety procedures are followed, and may help manage the club's fleet of bikes. The Motorsport Commissioner acts as the point of contact for all sporting and riding matters.

Events Commissioner

The Events Commissioner is responsible for planning and coordinating social and recreational events for the association. These can range from small gatherings and barbecues to trips, parties, or larger open events. They handle logistics, communication, and promotion of these events, ensuring members are engaged and that the social side of the club remains active and welcoming. The Events Commissioner works closely with other board members to align event planning with the club's goals.

New Board + Position

New Board + Position

**Keep your eyes
open for a board
interest activity!**



Yuuls about the XS

Yuuls Ahne: Hier heb je een kort stukje

Dit is een verhaal over een kleine motor: de XS, de XS is een krenge wat het soms wel en soms niet doet. De vorige keer dat deze werd bereden heeft hij het enige seconden gedaan, maar begaf het alsnog na 3 kilometer. Dit leidde tot een enorme hoeveelheid vloeken en schelden tot Yuuls accepteerde dat hij dat toring-eind terug moest duwen. Yuuls heeft de XS heroïsch langs de Langenkampweg teruggeduwd naar de vereniging waar deze mythische XS tot op de dag van vandaag in kapotte toestand rust.

Yuuls Ahne: Written not checked: Yuuls Ahne

Yuuls Ahne: Here you have a short piece

This is a story about a small motorcycle: the XS. The XS is a beast that sometimes works, and sometimes doesn't. The last time it was ridden, it only ran for a few seconds before breaking down again after just 3 kilometers. This led to an enormous amount of swearing and cursing until Yuuls finally accepted that he had to push the damn thing all the way back. Heroically, Yuuls pushed the XS along the Langenkampweg back to the club, where this mythical XS still rests in its broken state to this day.

Yuuls Ahne: Written not checked: Yuuls Ahne

The N+1 Showcase: CB 1

Everyone know the amount of motorbikes you need to have is N+1, lets make a thing of it! Do you have something you have a copy, replacement or improvement ? The thing is not even a bike? No worries, send it in!

In this edition, the CB 1. A fresh one now in the as-sosiation! So here are they next to eachother, how cute, how.. sexy.



The N+1 Showcase: CB 1

Tres Leches

One of my (Stephan) favorites. It is a simple sponge cake which is drenched. You could compare it ladyfingers (large fingers) drenched in coffee for tiramisu. Of course you are not getting my exact recipe. Once I made like 8 of these cake at 3:00 in the morning.

Ingredients

For the Sponge Cake:

- 1 cup (130g) all-purpose flour
- 1 1/2 tsp baking powder
- 1/4 tsp salt
- 5 large eggs (separated)
- 1 cup (200g) granulated sugar (divided into 3/4 cup and 1/4 cup)
- 1/3 cup (80ml) whole milk
- 1 tsp vanilla extract



For the Milk Mixture ("Tres Leches"):

- 1 can (12 oz / 354ml) evaporated milk
- 1 can (14 oz / 396g) sweetened condensed milk
- 1/4 cup (60ml) whole milk or heavy cream



Instructions

1. Make the Cake:

Preheat oven to 350°F (175°C). Grease and lightly flour a 9x13-inch baking dish.

In a medium bowl, whisk together flour, baking powder, and salt.

In a large bowl, beat the egg yolks with 3/4 cup sugar until pale and thick.

Stir in the milk and vanilla.

Gently fold in the flour mixture until just combined.

In a separate bowl, beat egg whites until soft peaks form. Gradually add the remaining 1/4 cup sugar and beat until stiff peaks form.

Fold egg whites into the batter gently, in batches, until no white streaks remain.

Pour batter into prepared dish and smooth the top.

Bake for 25–30 minutes, or until a toothpick comes out clean. Let cool completely.

2. Soak with Milk:

Combine evaporated milk, sweetened condensed milk, and whole milk in a large bowl.

Poke holes all over the cooled cake using a fork or skewer.

Slowly pour the milk mixture evenly over the cake. Refrigerate for at least 4 hours, preferably overnight, to absorb.

To Serve:

Garnish with cinnamon or fruit like strawberries or mango.

Serve chilled. Store leftovers in the fridge, covered, for up to 3 days.

Behind the Screens

In this case, a screen protecting the front chain gear. Of one of our members, he will recognise this for sure. :)



It's like it is giving the middle finger lol.



Man if these were teeth that would be pretty rough.

Behind the Screens

Houw Toe: Motor Wassen

Dat poetsen binnen de MSG not-done is werd mij al zeer snel duidelijk, daarvoor hoef je niet ver te kijken. Als tegenhanger van die stijl werden mij al snel veel lovende woorden naar het hoofd geslingerd, zoals: mooi-boy, poetsnicht, poets-Joost en variaties daarop. Desondanks, er zijn misschien meer redenen dan je denkt om je motor eens te ontdoen van die oude modder, het zou bij sommigen zelfs zomaar kunnen dat er een fossiel in wordt ontdekt.

Redenen om überhaupt te beginnen :

1. Verkoop

Als je je motor gaat verkopen, zorg er dan voor dat je deze even wast en poetst. Een schone, glimmende motor doet het altijd beter!

2. Onderhoud

- Als je je motor met enige regelmaat schoonmaakt zul je eerder dingen vinden die kapot zijn of zelfs preventief onderhoud kunnen doen! Ben je nou juist blij dat je motor nog aan elkaar hangt door de klei en modder, en eerder bang om uit goed verstand maar preventief onderhoud te doen? (wat niet weet wat niet deert) Maak dan misschien alleen even de remmen schoon.

- Ten tweede, als je aan interne dingen gaat sleutelen die niet vooruitgaan op een handje zand: bijvoorbeeld je motorblok; olie beurtje; voorvork keerringen vervangen; remmen (hydraulisch), dan kan je beter even schoonmaken van tevoren.

3. Om mij blij te maken

Afhankelijk van de motor, sommigen zijn prima zo vind ik.

Werkwijze

Je bent nu vast overtuigd! Wat geweldig! Dan kan het beginnen :)

1. Zorg dat je het volgende aan materiaal hebt:

- a. Autosop/wasmiddel
- b. Remreiniger
- c. (optioneel) WD-40
- d. Tuinslang
- e. Emmer
- f. Spons
- g. (optioneel) washandje
- h. (optioneel) wax
- i. (optioneel) poetsdoek

2. Maak je motor vies!

a. Zo :D



b. Of zo!



Joost 'Poetsverhaal'

Joost 'Poetsverhaal'

3. Spuit eerst je motor even goed af met water, dit zorgt ervoor dat het vuil weer zacht wordt. a. Als je mooie lak hebt, zorg dan dat je het zand goed wegspoelt van die delen.
4. Pak de spons en vul de emmer met een mooi warm sopje, en begin met schoonmaken. Eerst de gespoten delen etc., daarna pas mat kunststof, daarna pas het motorblok & de wielen.
 - De spons is mooi zacht, zodat je zand en troep niet keihard in je lak loopt te drukken.
5. Spoel het sop van de motor.
6. Maak met remreiniger en een poetsdoek nu alle vette delen schoon, zoals kettingbeschermers, achterbrug, achterwiel.
 - Voor de simpele schoonmaak is dit genoeg!

Details

Wil je je motor nu echt mooi schoonmaken, dan moet je nog even verder!

1. Benodigdheden
 - a. Autosop/wasmiddel
 - b. WD-40
 - c. Tuinslang
 - d. Emmer
 - e. Washandje
 - f. Wax
 - g. Droogdoek (handdoek bijvoorbeeld)
 - h. Poetsdoek
2. Maak een nieuwe emmer met sop & poets de motor nogmaals, maar nu met het washandje a. Met de spons kan je 'veilig' groter vuil verwijderen, zonder krassen te maken maar met het washandje kan je hardnekkig stof/ klevende insecten etc. weghalen. Je moet daarvoor harder poetsen, daarom heb je een washandje nodig (of iets wat erop lijkt)
3. Spoel opnieuw de motor af
4. Droog je motor met de handdoek
5. Doe de wax op een schone poetsdoek en wax het kuipwerk/ gelakte delen. a. Oppoetsen tot het 'droog' wordt, daarna uitpoetsen met een ongebruikt deel van de poetsdoek.
6. Poets de velgen af met een poetsdoek en WD-40
 - Je motor is nu schittermagisch schoon!



FAQ

Q: Dit klinkt als schoonmaken, mogen mannelijke MSG-ers dit ook doen?

A: Een begrijpelijke vraag, politiek correct gezegd: ja, maar probeer je vriendin ook eens mee te laten helpen en kom erachter wat een geweldige koppel activiteit het is!

Q: Wat is beter van boven naar beneden afspoelen of onder naar boven? (tuinslang)

A: Als je hardnekkig vuil hebt losgeweekt, spuit dan van onder naar boven, zo spuit je het vuil weg mét het schoonmaak middel. Als je het andersom doet spoel je vooral het schoonmaakmiddel weg zonder kracht en blijft het vuil hangen. Als je motor schoon is en je wil enkel sop afspoelen, spoel dan wel van boven naar onder.

Q: Is alcohol bruikbaar voor het schoonmaken?

A: Zeker, hoe meer je drinkt hoe schoner je motor eruit ziet.

**Groetjes,
Joost Mesu**

Joost 'Poetsverhaal'

Recipe, Another One!

Basic, but nice: Garlic Butter Chicken with Roasted Vegetables

Ingredients (Serves 2–4)

For the Chicken:

2–4 boneless, skinless chicken breasts (or thighs)

3 tbsp butter

4 cloves garlic (minced)

1 tsp paprika

1/2 tsp salt

1/4 tsp black pepper

1 tbsp olive oil

Optional: 1 tsp chopped fresh rosemary or thyme

For the Roasted Vegetables:

2 carrots (sliced)

1 zucchini (sliced)

1 bell pepper (cut into strips)

1 red onion (cut into wedges)

2 tbsp olive oil

Salt & pepper to taste

Optional: 1 tsp Italian seasoning or dried oregano

Instructions

1. Prep and Roast the Vegetables

Preheat oven to 200°C / 400°F.

Toss the vegetables with olive oil, salt, pepper, and herbs.

Spread evenly on a baking sheet and roast for 25–30 minutes, flipping halfway through, until tender and slightly browned.

2. Cook the Chicken

Season chicken with salt, pepper, and paprika.

Heat olive oil in a large skillet over medium-high heat.

Add chicken and sear for about 5–6 minutes per side, or until golden and cooked through. Remove and set aside.

In the same pan, reduce heat and add butter and garlic. Stir for 30 seconds until fragrant.


Return chicken to the pan, spoon the garlic butter over it, and cook for another 1–2 minutes. Add herbs if using.

Serve

Plate the chicken with a generous serving of roasted vegetables.

Spoon extra garlic butter over the top.

Puzzle Solution



Ik denk dat ik mijn bucketlist af heb. Tenminste, de MSG versie. Ik heb al aan veel MSG evenementen mogen deelnemen of mogen organiseren. Met Bjorn naar de motorbeurs en een weekend lang zelftrialrijden/zelftreinreizen/zelftruienbrijen aankondigen (en voornamelijk veel tosti's eten). Van Luxemburg kamperen op een hobbelig veldje naast een mesthoop naar een huisje met eigen sanitair en verwarming. Het organiseren van de eerste MSG rally, en alle MSG stickers die daardoor nu in heel Nederland te vinden zijn. Drie lustrums, twee bestuursjaren, ontelbare laatste biertjes in het hok. Eerlijk gezegd dacht ik dat ik klaar was.

Maar nog altijd was er één laatste item over voor op de bucketlist. Tijdens lustrumvergaderingen: "Wat zou het eigenlijk kosten om de landingsbaan van Twente af te huren?"

Na een random berichtje op facebook: "Heb je gezien dat er een nieuw circuit gebouwd wordt in Emmen? Dat zou wel gaaf zijn om een keertje heen te gaan."

"We zouden ook pottendijk kunnen afhuren, maar misschien is dat net te klein."

En toen, op een druilerige dag in November kwam daar een prijslijst langs. Circuitpark Meppen. Zou wel gaaf zijn. Maar eigenlijk ook best wel duur. Of niet. Na wat achterkant van een bierviltje berekeningen (of eigenlijk, gewoon een Excel-sheetje, want je bent burger of je bent het niet) kwam er een appje naar Allard. "Stel dat we zestig deelnemers weten te vinden, dan kunnen we volgens mij een circuitdag organiseren."

De rest weten jullie allemaal al. Met dank aan Allard, Floris en Milko en alle vrijwilligers hebben we de eerste echte MSG circuitdag kunnen organiseren!
En daarmee is mijn MSG bucketlist nu helemaal afgestreept.

Hoewel...

Misschien is Assen of Spa ook nog wel gaaf.



Nice Pics

Nice Pics



Wrenching Course

MSG is organising a Wrenching Course! There we, over the course of six evenings, tackle just about everything there is to know about motorcycle maintenance. You can learn how to work on motorcycles, and directly apply your new knowledge to your own bike, all in the luxury of the MSG's very own workshop!

The course consists of six Wednesdays evenings, each one with a different focus and ending with putting theory into practice. Coming Wrenching Course is not yet announced, but most likely to start in November on Wednesdays. Costs are €15,- Due to a limited number of available slots, we can't guarantee everyone a place. However with a large interest an extra course in February could be planned.

So, have you always wanted to become more comfortable with working on bikes or to learn more about how to keep yours running well? Do you have a motorcycle but are you not yet comfortable with working on it? Or have you been putting off that maintenance because you don't know where to begin? Don't hesitate to sign up!

The wrenching course consists of the following lessons:

- 1st Day: General maintenance
- 2nd Day: Brakes
- 3rd Day: Fuel systems
- 4th Day: Valve clearances and adjustments
- 5th Day: Electronics
- 6th Day: Elective wrenching (welding, tires, etc.)

Go to <https://www.msg.utwente.nl/course/> to sign up for the interest list! Date is not yet determined!



Wrenching Course

Committees

Hok Committee (mail)

The main sport at the MSG is the trial sport. For this, we have our own trial bikes, of which we do the maintenance ourselves at the Hok of the MSG. In addition, most members have their own motorcycle that is usually older than themselves and these motorcycles certainly don't always run without some tinkering. To give the club and its members the opportunity to do some maintenance and tinkering, we have the Hok. The Hok is also the meeting place for the club eveninings also called 'hokavonden'. Not only the motorcycles need maintenance, but also the workshop itself. For this, we have the Hok Committee.

The Hok Committee consists of a number of members who are happy to commit themselves to the Hok and who want to have some insight into decisions that are made. Meetings are held approximately once every 2 months to discuss what is needed, to see if anything needs to be replaced or to realise new suggestions.

So would you like to be a part of this? Then you can send a mail to hoco@msg.utwente.nl for more information.

ICT Committee (mail)

The MSG ICT Committee is responsible for everything related to ICT within the MSG. This includes the website, emails, storage, data backups and much more. Our goal is to automate as much as possible so that we don't have to do anything ourselves. So far this has not worked. Working on IT. If you have any questions or if you want to help us, please contact us!

Ivo and Rick

Evenementen Committee (mail)

As the name suggests, the Events Committee is responsible for the organization of all MSG events. The group is led by the EvCo (Event-Commissioner) and together it is ensured that all activities are planned and arranged. This can vary from a tour, party, camping event to an information evening

If you are interested you can send an email to evenementencommissie@msg.utwente.nl.

Lustrum Committee (mail)

The lustrum Committee is responsible for organizing our five-yearly birthday party. This is of course accompanied by a lot of great activities during the lustrum weekend. After the day's programme, the barrels are opened and the bonfires blaze higher than at Easter in Twente. Would you like to contribute to this or do you just have cool ideas, then we can be reached at lustrum@msg.utwente.nl!

Promo Committee (mail)

The Promo Committee, or PromoCie, is responsible for all promotional activities within and outside the MSG. The PromoCie's range of duties is broad and includes designing clothing, stickers, promoting club activities and more. Taking photos during events and posting on social media Facebook and Instagram is also done by the PromoCie. The committee has on average five to ten members who are creative and handy with graphic design, multimedia or with something else. If you have any questions for the PromoCie, please contact us.

Trial Committee (mail) / Motorsport Committee (mail)

The Trial Committee is responsible for the maintenance of the trial bikes and for arranging the trial training of the MSG. The group is led by the MoCo. In close cooperation with the trainers and members, it is ensured that the condition of the trial bikes is optimal and that the training sessions run smoothly. The Trial Committee is also responsible for matters such as the maintenance of the MSG bus, which transports the bikes to the trial track.

Regiotrial Committee (mail)

The Regionaltrial Committee is a subcommittee of the Trial Committee and once a year it arranges everything around the regional trial competition.

Kas Committee (mail)

The Kas Committee, or KaCo, is a committee that checks and gives advice on the financial administration of the association. We provide advice on the performed accounting and the state of affairs, through controls of the accounting, the inventories and the liquidity.

This advice is addressed to the members of our association. Although in practice you will also advise the treasurer if there are questions, after all, a lot can happen in a year!

We meet at least 1 time, before the GMM, but we prefer to meet 2 times or more to check the accounts.

The Kas committee is not only for ex-treasurers but also for members with interest.

Klepredactie (mail)

The klepredactie is responsible for publishing the club magazine 'de Klelichter'. This group of editors makes the content of the magazine and takes care of the design and layout. In order to prevent the editors from having to fill in the entire magazine themselves, almost anything is allowed to "motivate" members or the board to fill in (the promised) magazine. You can think of pieces about motorcycling, camping, a women's column, a cooking column and a word from the chairman. To give an impression, click here [click here to view our latest edition!](#)

Name	Year joined	Type Member atm	Motor you have/had	Dream motor
Simmers	1992	Donator	Honda Dominator (x), Honda GL1100 (x), BMW R1200GS (x), KTM 450 exc (x), KTM 1190 Adventure R (crashed), KTM 890 Adventure R Rally	?
Mette	2023	Member	Kawasaki Ninja 400 (2018), Honda Grom 125 MSX (2015), Honda Nighthawk 450 (1983)	R6
Maarten Admiraal	2010	Donator	2001 RST1000, 1998 ST2	
Colin	2024	Member	Honda CBR500R	Honda CBR1000RR Fireblade with Repsol livery
Niels ter Heerdt	2023	Member	Moto Guzzi v50 i, Moto Guzzi V11 Scura	Moto Guzzi Daytona
Durk Faber	2012	Donator	Honda VF750S 1983(Sold), Yamaha TDM850 3VD 1995 (Total loss after an accident, Yamaha XT660Z Ténéré 2017(Sold), Yamaha Ténéré 700 World Rally 2024(Current)	Yamaha Ténéré 700 World Rally
Remco	2021	Member	Yamaha YZF R1 2009 Yamaha TDM 850 2000 Honda VFR 750 1991 Yamaha FZS 600 Fazer 1998 (X)	Yamaha YZF R1 2009 (White-Red) (already have it heheh)
Yuuls	2024	Member	BMW F650cs, Yamaha XV 920 cafe racer (work in progress)	Idk iets op 2 wielen, stuur optioneel
Wouter	2024	Member	-	Batcycle :)
Lars Scheffer	2022	Member	CB500X	Ténéré 700 Rally
Rory	2024	Member	Ninja 300	GSX-S 1000 GT
Tom van Boven	2008	Donator	Ducati 750SS (X), Ducati 748 (X), Kawasaki GPZ500 (X), Yamaha FZR600(X), Suzuki DR800 x2 (X), Suzuki DR800 EFI Project, Ducati Multistrada 1000DS (X), Ducati Hypermotard, Ducati 1098, Jixxer	Om te hebben: Ducati 916 SPS/F. Om te rijden Pani Superlegerra
Inaya	2020	Member	Kawasaki zrr 259 Honda CBR1000F	Ducati Multistrada - Harley Davidson
Tjalling Hoogendoorn	2023	Member	Transalp 700VA	hayabusa
Remco van der Maat	2015	Donator	SZR 660 (x), FZS 1000	
Floris Kuipers	2021	Member	CB500, CB600F, GSX-R750 (rip)	
Egor	2022	Member	Honda cb500 pc32	Iets met dual single sided swing arms (voor en achter)
Remko. Hofsteenge	1982	Donator	BMW R80, k100, Moto Villa, Husqvarna 510, Moto Morini 3 1/2, Cagiva Elephant, etc,etc.	Several
Laszlo	2018	Donator	CB450S, NTV650, CBX1100XX, CBR400F, 1190ADV, 890ADV, en nog zo'n 60 er tussenin.	CX650 Turbo
Tim	2014	Donator	Fzr400RR(x), gpz500s(x), xt600k(x), xr600r(x), zx9r(x), kz700A, gpz900R, nuda900r, drz400e, gsx1100	
Rowan - Sik Bastard	2012	Donator	Tomos!, Honda Shadow, Honda CBR1000f twee maal!	Heb ik al
Jan Bergen	2018	Member	Triumph Bonneville, Street Triple, Goldwing 1500, VFR750 (x), GSX-R750 (x)	Moeilijke vraag. Henderson Art Deco Custom (1930), of BMW R7 (1934)?
Stephan Kroon	2022	Member	Moto Guzzi Trotter, AGM Caferacer	Moto Guzzi V50 Nato (Caferacers w/ long seat)

Memberlist

- AGENDA -

Watch out for:

**Kleintje IronButt! (KIB)
June 8th**

**Barshift!
June 16th**

**Lustrum Weekend!
September 26th - 28th**

Andddd:

Awesome Trips & Rides!

Sports!

Awesome Hoknights!

Campings!

Board Interest Activity!

(Sponsor Your Own) Cardans!

And Come Join The Klep Committee!!!

**Voor meer info over de evenementen kijk op www.msg.utwente.nl
of mail de EvenementenCommissaris: evco@msg.utwente.nl**